

LINE DIAGRAM UNAVAILABLE

MAYANG PG

Characteristics:

LOA/Beam/Draft: 196.9x32.8x9.8 ft

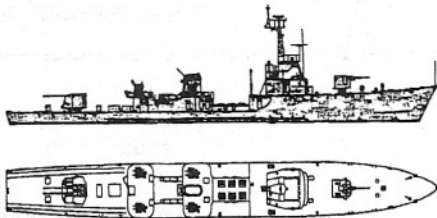
Missile launchers: None

Guns: 85mm single barrel
57 & 4x14.5mm twin barrel

Other weapons: None

Max speed: 16 kts

Aircraft: None



SARIWON PG

Characteristics:

LOA/Beam/Draft: 201.8x24.6x7.9 ft

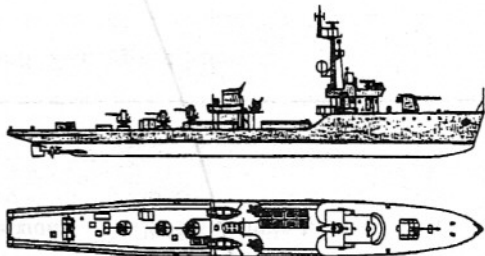
Missile launchers: None

Guns: 85mm single barrel
1 or 2x57mm twin barrel
2x37mm twin barrel
4x14.5mm quad barrel

Other weapons: RBU-1200, mines

Max speed: 18 kts

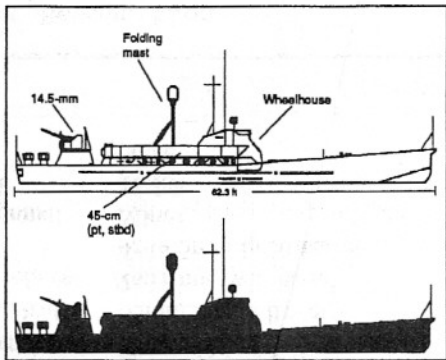
Aircraft: None



T CLASS PG

Characteristics:

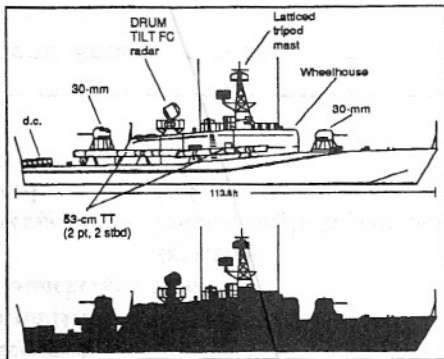
| | |
|---------------------------|--|
| LOA/Beam/Draft: | 203.4x23.6x7.9 ft |
| Missile launchers: | None |
| Guns: | 85mm single barrel 2x37mm twin barrel 4x14.5mm quad barrel |
| Other weapons: | Mines |
| Max speed: | 18 kts |
| Aircraft: | None |



P-4 PT

Characteristics:

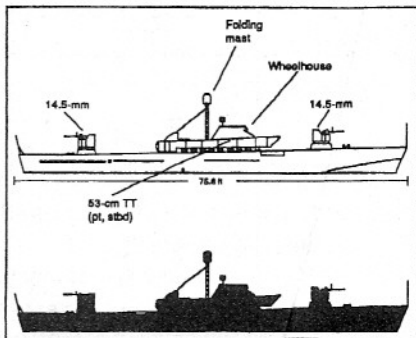
LOA/Beam/Draft: 63.3x12.1x3.3 ft
Missile launchers: None
Guns: 2x14.5mm
Other weapons: 2x45cm single torpedo tubes
Max speed: 55 kts



SHERSHEN PT

Characteristics:

| | |
|---------------------------|-----------------------------|
| LOA/Beam/Draft: | 113.8x22x6.6 ft |
| Missile launchers: | None |
| Guns: | 2x30mm twin barrel |
| Other weapons: | 4x53cm single torpedo tubes |
| Max speed: | 45 kts |
| Aircraft: | None |



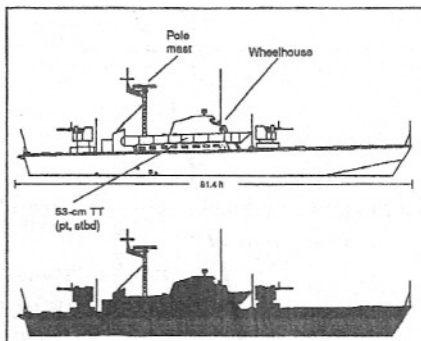
SINHUNG PT/PTH/WPB/WPBH

Characteristics:

LOA/Beam/Draft: 75.5x16.1x4.9 ft
Missile launchers: None
Guns: 2x14.5mm twin barrel
Other weapons: 2x53cm single torpedo tubes (PT/PTH)
Max speed: 52 kts (57 kts PTH)
Aircraft: None

Equipment Recognition

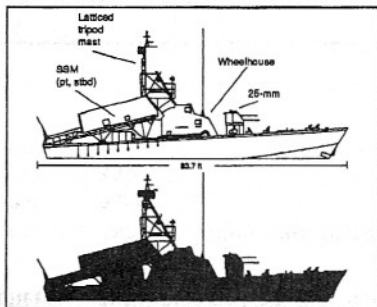
6-206



SINNAM PT

Characteristics:

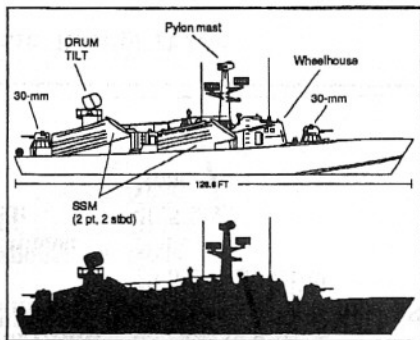
- LOA/Beam/Draft:** 81.4x20x5.9 ft
- Missile launchers:** None
- Guns:** 2x14.5mm twin barrel
- Other weapons:** 2x53cm single torpedo tubes, deck rails
- Max speed:** 43 kts
- Aircraft:** None



KOMAR PTG

Characteristics:

LOA/Beam/Draft: 83.7x23x6.6 ft
Missile launchers: 2xCSS-N-1 single tube SSM
Guns: 25mm twin barrel
Other weapons: None
Max speed: 40.5 kts
Aircraft: None



OSA I PTG

Characteristics:

LOA/Beam/Draft: 126.6x24.9x8.9 ft

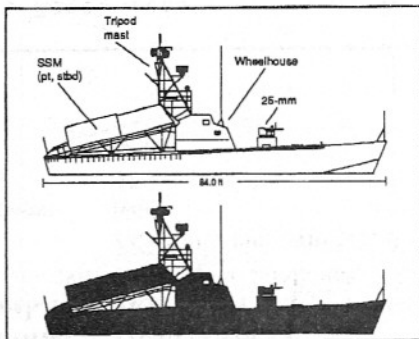
Missile launchers: 4xSS-N-2 or CSS-N-1 single tube
SSM

Guns: 2x30 or 25mm twin barrel

Other weapons: None

Max speed: 35 kts

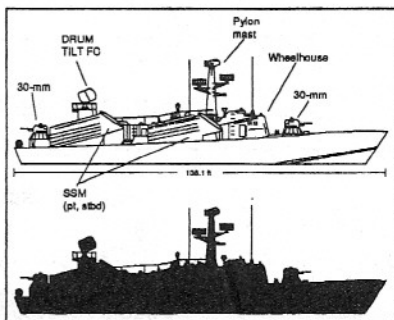
Aircraft: None



SOHUNG PTG

Characteristics:

LOA/Beam/Draft: 84x24x6.6 ft
Missile launchers: 2xCSS-N-1 single tube SSM
Guns: 14.5 or 25mm twin barrel
Other weapons: None
Max speed: 40 kts
Aircraft: None



SOJU PTG

Characteristics:

LOA/Beam/Draft: 138.1x25.6x9.8 ft
Missile launchers: 4xCSS-N-1 single tube SSM
Guns: 2x30mm twin barrel
Other weapons: None
Max speed: 33 kts
Aircraft: None

LINE DIAGRAM UNAVAILABLE

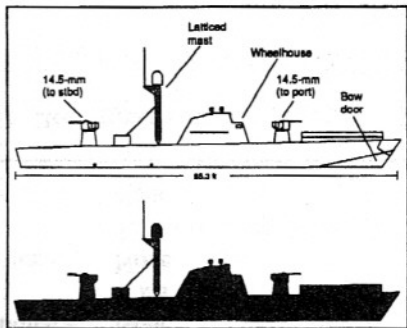
HUNGNAM LCM

Characteristics:

LOA/Beam/Draft: 55.8x14.1x3.9 ft
Missile launchers: None
Guns: 2x14.5mm twin barrel
Other weapons: None
Max speed: 9 kts
Aircraft: None

Equipment Recognition

6-212



NAMPO LCP

Characteristics:

- LOA/Beam/Draft:** 85.3x19x6.6 ft
- Missile launchers:** None
- Guns:** 2x14.5mm twin barrel
- Other weapons:** None
- Max speed:** 40 kts
- Aircraft:** None

LINE DIAGRAM UNAVAILABLE

KONG BANG I/II/III LCPA

Characteristics:

LOA/Beam/Draft: 75.5x29.5 ft (I)
68.9x26.2 ft (II)
60.7x23 ft (III)

Missile launchers: None

Guns: None

Other weapons: None

Max speed: 52 kts (I & II), 50 kts (III)

Aircraft: None

LINE DIAGRAM UNAVAILABLE

KOWAN ASR

Characteristics:

LOA/Beam/Draft: 275.6x46.3x13.1 ft
Missile launchers: None
Guns: 6x14.5mm twin barrel
Other weapons: None
Max speed: 20 kts
Aircraft: None

LINE DIAGRAM UNAVAILABLE

KIMJIN WPB

Characteristics:

LOA/Beam/Draft: 59.1x9.8x4.9 ft
Missile launchers: None
Guns: 2x14.5mm twin barrel
Other weapons: None
Max speed: 46 kts
Aircraft: None

Equipment Recognition 6-216

YONGDO WPB**Characteristics:**

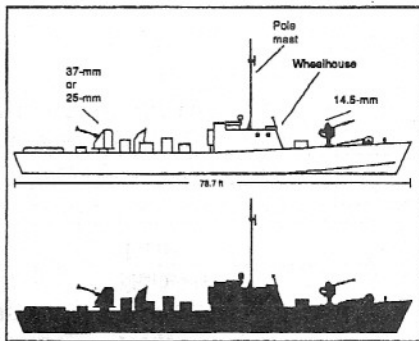
LOA/Beam/Draft: 53.5x14.4x2.3 ft
Missile launchers: None
Guns: 14.5mm twin barrel
Other weapons: None
Max speed: 25 kts
Aircraft: None

LINE DIAGRAM UNAVAILABLE

HANTAE LCU

Characteristics:

LOA/Beam/Draft: 154.2x21.3x5.6 ft
Missile launchers: None
Guns: 4x25mm twin barrel
Other weapons: None
Max speed: 22.5 kts
Aircraft: None



YUKTO I/II MSI

Characteristics:

LOA/Beam/Draft: 78.7 (I) or 69 (II)x13.1x5.6 ft

Missile launchers: None

Guns: 14.5mm twin barrel
37mm single barrel or 25mm single barrel (I)

Other weapons: Mines

Max speed: 18 kts

Aircraft: None

LINE DIAGRAM UNAVAILABLE

NAMPO A/B LCPA

Characteristics:

LOA/Beam/Draft: 55.8x22.6x-- ft

Missile launchers: None

Guns: Unk

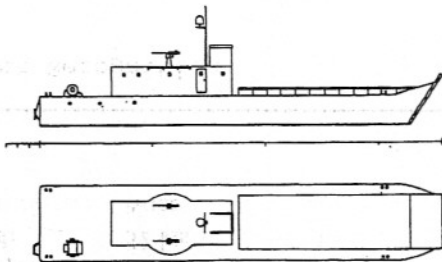
Other weapons: None

Max speed: 52 kts

Aircraft: None

Equipment Recognition

6-220



HANCHON LCU

Characteristics:

LOA/Beam/Draft: 117.1x25.9x3.9 ft

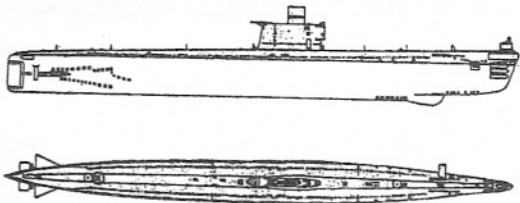
Missile launchers: None

Guns: 14.5mm

Other weapons: None

Max speed: 10 kts

Aircraft: None



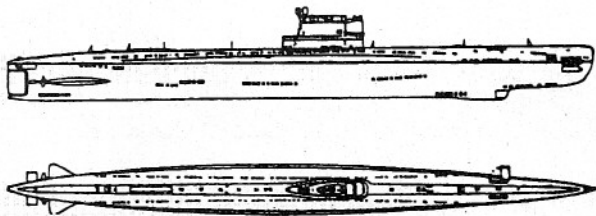
ROMEO SS

Characteristics:

LOA/Beam/Draft: 252x23x20 ft
Propulsion: Diesel electric; 2 shafts
Missile launchers: None
Torpedoes: 53cm; 8 tubes (6 bow, 2 stern)
Max speed (kts): 16 surfaced; 13 submerged

Equipment Recognition

6-222



WHISKEY SS

Characteristics:

- LOA/Beam/Draft:** 249x21x16 ft
Propulsion: Diesel electric; 2 shafts
Missile launchers: None
Torpedoes: 53cm; 6 tubes (4 bow, 2 stern)
Max speed (kts): 17 surfaced; 13 submerged

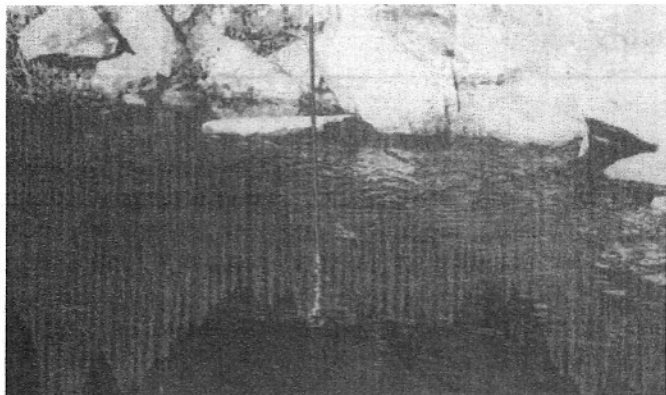
YUGO SSM

Characteristics:

LOA/Beam/Draft: 66x9.8x-- ft
Propulsion: Diesel
Missile launchers: None
Torpedoes: 2 external tubes
Max speed (kts): 11 surfaced, 8 submerged


Equipment Recognition

6-224



ALCM-82 SHALLOW WATER MINE

Description: The ALCM-82 is a shallow water blast mine.
Mine Case: steel **Color:** olive drab **Fuze Type:** Unk tilt rod
Actuation Force: 15-20 kg **Explosive Type:** Unk
Explosive Weight: 14.5 kg.



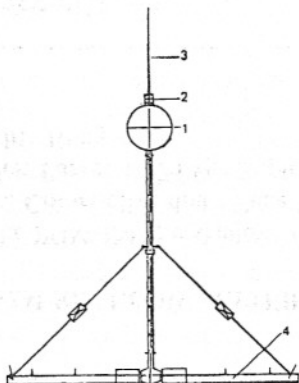
PDM-1M SHALLOW WATER MINE

Description: The PDM-1M is a shallow water blast mine.

Mine Case: steel **Color:** olive drab **Fuze Type:** VPDM-1M
tilt rod **Actuation Force:** 18-26 kg **Explosive Type:** TNT
Explosive Weight: 10 kg.

Equipment Recognition

6-226



PDM-2 SHALLOW WATER MINE

Description: The PDM-2 is a shallow water blast mine.

Mine Case: steel **Color:** olive drab **Fuze Type:** VPDM-2
tilt rod Actuation Force: 40-50 kg **Explosive Type:** TNT
Explosive Weight: 15 kg